SINGAPORE'S FIRST LICENSED

VOLCANIC SHRIMP MARIMO MOSS AQUARIUM WORKSHOP

MERRY GO SHRIMPS

(SUBSIDIARY OF CRAFTSFORGREEN PTE LTD)



AVS license no. AS24G00036

Catalogue updated: 26 Nov 2026

IN ORDER FOR US TO SEND YOU AN ACCURATE QUOTATION,

KINDLY EMAIL THE FOLLOWING DETAILS TO CRAFTSFORGREEN@GMAIL.COM

YOUR NAME:

COMPANY NAME:

EMAIL ADD:

BUDGET PER PAX :

EVENT DATE :

EVENT START TIME :

AGE GROUP OF PAX :

FULL ADDRESS OF EVENT VENUE :

NO. OF PAX :

TYPE OF WORKSHOP YOU'RE KEEN ON :

ANY ADD ONS E.G. TEAMBUILDING GAME :

WILL PAX BE SEPARATED INTO DIFFERENT ROOMS OR AREAS :

PAYMENT TERMS :



ALL CORPORATE WORKSHOPS ABOVE 10 PAX INCLUDE A FREE Kahoot! QUIZ

Disclaimer: This quiz will be removed if you opt for +$3 teambuilding game because the teambuilding games will already involve kahoot quizzes.



It's a 8-question MCQ quiz testing knowledge in volcanic shrimps and marimo moss balls, whereby one mini succulent prize will be awarded to the winner!



Prize: One live shrimp worth $8 sponsored by us for the top winner. You may provide your own prizes or top up to purchase prizes for more winners with us.



For kids workshops, we can have adults accompany them in taking the quiz if they do not have mobile phones/ipads.

If you do not wish for adults to participate, we can also omit the quiz. If we omit the quiz, please let us know what to do with the free live shrimp prize.

+ $3 / PAX TEAM BUILDING GAME

Top up $3/pax to integrate a teambuilding game into the workshop.

Teams work together to win bonus figurines in kahoot quizzes, before discussing and presenting their aquariums.

Each pax still walk home with one aquarium each.

see next page for teambuilding itinerary



Prizes will be provided from your end, or you can buy prizes from us. If there's no budget for prizes, we usually sponsor 1 moss ball for each member of the winning team.



If you wish to upgrade the prize to shrimp, top up $8/ shrimp.



TEAMBUILDING GAME ITINERARY

FOR 10-60 PAX ($3 / PAX ADD ON)



1) Participants listen to presentations about craft steps and care tips of the aquarium they are making. By default, everyone is entitled to 1 plastic seafan and 2 economical nautical themed figurines.



2) They then participate in 2 kahoot quizzes about craft steps and care tips. Each team member uses his/her mobile devices, discuss the answer during "team talk", and submits their answers. The average score of the team is then calculated by kahoot.



3) Each team member of the group gets 1 more figurine if the team makes it to top 3 in the craft steps quiz. They get another figurine if they make it to the top 3 again in the craft steps quiz.



4) Groups plan the concept of their aquariums and choose figurines together.



4) They work on their aquariums together, with the help of facilitators.



5) Once done, they discuss how to present their aquariums. Teamwork accounts for 50% of the grade. Creativity 30%, neatness 10% and presentation 10%.



6) They present their aquariums to the rest, while instructor and one other facilitator grades.

Let us know if you'd prefer us to judge, or you'd like to have your own judges.



7) The winner is announced and given a prize. Prizes can be either provided on your end or we will award a marimo moss ball to each pax if there's no budget for prizes.



8) Photo-taking

NOTE: KAHOOT CAN ONLY SUPPORT UP TO 10 TEAMS AND WE'D RECOMMEND NOTHING MORE THAN 6 PAX IN A TEAM.

VOLCANIC SHRIMP AQUARIUM WORKSHOP (SMALL)

FROM $40 / PAX











Duration of workshop:

1-1.5 h (without teambuilding game)
2h (with teambuilding game)

Pre-packed and brought to event venue:
- Paper bag
- 10cmW x 12cmH glass container with wooden cork
- 1 lava rock and 1 seashell
- 1 marimo moss ball
- Volcanic shrimps (pax fishes 2)
- Blue glass beads

(If there's +$3/pax teambonding game, an equal quantity of black, white, blue and pink glass beads will be given, unless informed otherwise)

- 1 brown plastic seafan and 2 random economical ocean-themed figurines (see "Figurines" section of catalogue)
- Instruction/care tips sheet with step by step pictures
- 1 pack of 6 shrimp food pellets
- All tools and materials needed
- Complimentary kahoot quiz with live shrimp worth $10
- Instructor and facilitator(s) with 1:20 crew to pax ratio

Optional add ons:
- Teambuilding game +$3/pax
- LED light +$6/pax
- One more live shrimp +$10/shrimp/pax
- One more marimo moss ball +$6/ball/pax
- One more economical figurine +$2/pax
- Floating glass figurine +$6/fig/pax
- "Top up" brackish water +$15/500ml bottle/pax

(All add-on figurines will be pre-packed at random unless +$2/pax is added for pax to choose figurines, or if there's +$3/pax teambonding game)

All prices stated are nett.

VOLCANIC SHRIMP AQUARIUM WORKSHOP (MEDIUM)

FROM $80 / PAX







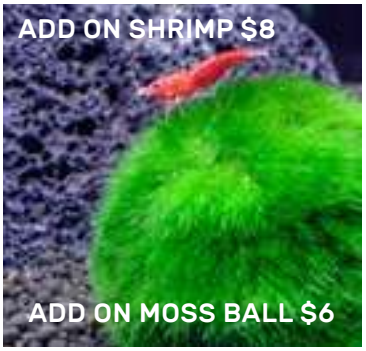



Duration of workshop:

1.5 h (without teambuilding game)
2h (with teambuilding game)

Pre-packed and brought to event venue:

- Paper bag
- 12cmW x 14cmH glass container with LED light
wooden cork
- 3 lava rocks
- 1 conical, 1 white fan, 1 scallop seashell
- 3 marimo moss balls
- Blue glass beads
(If there's +$3/pax teambonding game, an equal quantity of black, white, blue and pink glass beads will be given, unless informed otherwise)
- 1 natural seafan
- Instruction/care tips sheet with step by step pictures
- 1 pack of 10 shrimp food pellets
(This workshop doesn't include plastic figurines unless you add on at $2/figurine or you add on teambonding game)
- Volcanic shrimps (Each pax fishes 5)
- All tools and materials required
- Complimentary kahoot quiz with live shrimp worth $10
- Instructor and facilitator(s) with 1:20 crew to pax ratio

Optional add ons (depends on stock availability):

- Teambuilding game +$3/pax
- Customise kahoot questions +$2/pax
- One more live shrimp +$10/shrimp/pax
- One more marimo moss ball +$6/ball/pax
- One more economical figurine +$2/pax
- Floating glass figurine +$6/fig/pax
- "Top up" brackish water +$15/500ml bottle/pax
(All add-on figurines will be pre-packed at random unless +$2/pax is added for pax to choose figurines, or if there's +$3/pax teambonding game)

All prices stated are nett.

GLASS BEADS

BY DEFAULT WE WILL PACK BLUE GLASS BEADS, UNLESS YOU PROVIDE US WITH A LIST OF NAMES AND THE GLASS BEADS EACH PERSON WANTS, AT LEAST 2 WEEKS BEFORE.
OR YOU CAN LET US KNOW A BREAKDOWN TO PACK E.G. 10 BLUE, 10 PINK

IF YOU ADDED ON $3 / PAX TEAMBONDING GAME, DIFFERENT COLOURS WILL BE BROUGHT DOWN FOR TEAMS TO PICK ON A FIRST COME FIRST SERVED BASIS.









PLASTIC SEAFAN

BY DEFAULT WE WILL PACK BROWN PLASTIC SEAFAN, UNLESS YOU PROVIDE US WITH A LIST OF NAMES AND THE GLASS BEADS AND SEAFAN EACH PERSON WANTS, AT LEAST 2 WEEKS BEFORE.

IF YOU ADDED ON $2 / PAX DECORATIONS CHOOSING SURCHARGE, WE WILL BRING DOWN ALL 3 COLOURS FOR PAX TO CHOOSE.

IF YOU ADDED ON $3 / PAX TEAMBONDING GAME, DIFFERENT COLOURS WILL BE BROUGHT DOWN FOR TEAMS TO PICK ON A FIRST COME FIRST SERVED BASIS.



BROWN SEAFAN



PINK SEAFAN



WHITE SEAFAN

A VARIETY OF ECONOMICAL FIGURINES (NAUTICAL & NON NAUTICAL THEMED) WILL BE BROUGHT DOWN FOR PAX TO CHOOSE IF **$3 / PAX TEAMBUILDING GAME** IS ADDED ON, AS TEAMS NEED TO BUILD A STORY AROUND THEIR AQUARIUMS.

IF YOU DIDN'T OPT FOR TEAMBUILDING GAME ADD ON BUT WISH TO LET PAX CHOOSE FIGURINES, YOU MAY **TOP UP $2 / PAX** AND WE WILL BRING THE CONTAINERS DOWN FOR PAX TO CHOOSE.



NOTE: THE SELECTION ON ACTUAL DAY MIGHT VARY SLIGHTLY DEPENDING ON OUR STOCK

ADD ON $6 / PAX FOR A FLOATING GLASS FIGURINE.

FIGURINES WILL BE PRE-PACKED AT RANDOM UNLESS $3 / PAX TEAMBUILDING GAME OR $2 / PAX DECORATIONS CHOOSING SURCHARGE WAS ADDED ON.





















NOTE: THE SELECTION ON ACTUAL DAY MIGHT VARY SLIGHTLY DEPENDING ON OUR STOCK

ABOUT VOLCANIC SHRIMPS & MARIMO MOSS BALLS



Volcanic shrimps are found only in Hawaii. In hawaiian, they are called "opae ula" which translates to "red shrimp". They are also nicknamed "supershrimp" because of their hardiness. In the wild, they can live up to 20 years!

You do not have to feed opae ula because they feed on micro algae, plankton and bacteria. In doing so, they keep the aquarium clean. Opae ula do not require frequent water changing, filters, air pumps or heaters. They also remain tiny throughout, making them the most low maintenance pets!



"Marimo moss ball" directly translates to "seaweed ball" in Japan. They are actually not moss, but algae which grows in spherical shapes and has a velvety appearance. The water currents in circular motion keeps them round, and they can only be found in a few lakes around the world, namely Japan, Iceland, Ireland, Scotland and Estonia.



The marimo moss balls and volcanic shrimps share a symbiotic relationship. The moss balls give out oxygen for the shrimps, contain microbacteria film which they feed on, and absorb nitrates. In return, the shrimps give out carbon dioxide for the moss balls to photosynthesize and waste materials which act as fertilisers for the moss balls.

CARE TIPS / FAQS ABOUT AQUARIUMS

01) WHERE SHOULD I PLACE MY AQUARIUM?



Do not place your aquarium under direct sun or next to the window, as algae will grow very fast in bright locations. Place under medium light e.g. 2-3 metres away from the window, or under low light e.g. office tables or shelves where most light is blocked. Such light conditions are suitable for shrimps and marimo moss balls as it's similar to their natural habitats. Keep temperatures between 20-25 degree celsius.

02) WHAT DO I DO WHEN THE WATER LEVEL IS LOW?

You can purchase brackish water from our website to top up. Do not use your own water or tap water as the salinity may not be suitable.

03) DO I HAVE TO FEED THE SHRIMPS?



When the tank is freshly built, there might not be any algae so the shrimps might go hungry. So we have packed shrimp pellets for you to feed each shrimp 1 pellet per month, up to 3 months. Once you notice algae, you can stop feeding the pellets because algae is a better option since any food not consumed by the shrimps pose a risk of water contamination. So pellet feeding should be minimised.

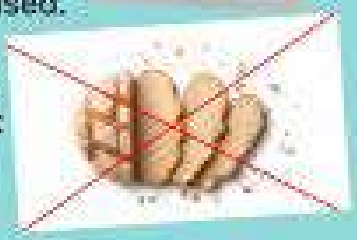

If you place your aquarium at a spot with 0% sunlight, you might see no algae growing as algae require some sunlight to grow. If that's the case, you have to continue feeding them pellets. Do note not to place any fish feed or food pieces into the water.

04) HOW DO I SWITCH ON THE LIGHT? HOW LONG DO I NEED TO KEEP IT ON?



Turn the knob to "ON" to switch on the light. If it doesn't work, remove the bulb from the wooden lid, screw it open, and remove the piece of paper blocking the batteries.

Do not switch on the light for more than 30 minutes every day because it will might algae to grow too fast and the shrimps prefer a dim environment.

05) WILL THE SHRIMPS GROW LARGER?



Opae ula will moult several times in a year. They grow bigger, but will still remain tiny overall. If you see transparent exo skeletons, it means your shrimps have grown bigger.

06) HOW DO I KNOW THE SEX OF MY SHRIMPS?

You can't tell the sex of your shrimps with the naked eye because they are too tiny. One way to increase the likelihood of breeding, would be to have at least 5 shrimps. That way it increases the possibility of having males and females in the lot. Creating more hiding places and having more algae spots as food help them to mate too.

07) HOW OFTEN SHOULD I CLEAN MY AQUARIUM?

Algae is good for the shrimps because it's food for them. But if you find the tank unsightly due to too much algae, you can clean it. Normally this happens in 2-4 months. If you don't want algae to grow so fast, do not place it at a bright location as that will cause algae to photosynthesize and grow faster.

08) HOW DO I CLEAN THE AQUARIUM? (LIGHT MAINTENANCE)



SCAN FOR VIDEO INSTRUCTIONS ON LIGHT / HEAVY MAINTENANCE

Conduct light maintenance once you see an algae patch, to prevent it from spreading. Light maintenance removes the algae without a water change. Use paper towel to remove algae from the inner surface of the container. Scrub figurines under tap water before putting them back into the water.

09) HOW DO I CLEAN THE AQUARIUM? (HEAVY MAINTENANCE)



Conduct heavy maintenance once more than 50% of the aquarium is filled with algae. Purchase brackish water from us to conduct a full water change. Scrub the contents clean, reassemble your aquarium, then pour the shrimps back in.

010) WHAT'S THE LIFE CYCLE?



11) WHAT SHOULD I DO IF MY SHRIMP DIES?

You should use a tweezer or plastic spoon to remove it from the tank as soon as you can.

12) HOW CAN I BUY MORE SHRIMPS OR UPGRADE TO A LARGER TANK?

You can purchase all materials from our website and there's an instruction video on our youtube on how to carry out tank upgrade.



IG/TikTok: @merrygoshrimps
www.merrygoshrimps.sg
(subsidiary company of Craftsforgreen Pte Ltd)